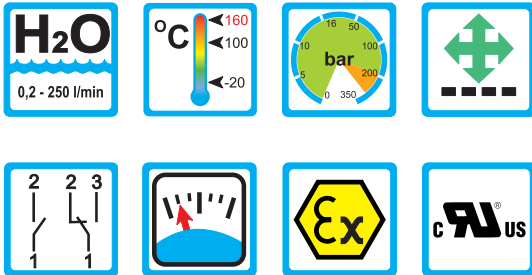


Flow Monitor Flow Indicator



DUM/A



Range of Applications

Operation

- Float measuring principle

Application

- Cooling systems and cooling circuits
- Mechanical engineering
- Medicine technology
- Pharma industry
- Chemical industry
- Research and development

Features

- Universal orientation
- High reliability
- High switch accuracy
- Wide switch range
- Infinitely variable switchpoint adjustment through user
- EX-version to ATEX available
- High pressure resistance
- Threaded connection, special threads on request

Installation hints

- The operating instructions for DUM/A must be observed!
- Download: www.meister-flow.com

Operating Data

Operating pressure max.	200 bar (Brass) 300 bar (Stainless steel)
Pressure drop	0,02 - 0,8 bar
Maximum temperature	100 °C (optional 160 °C)
Accuracy	±5 % of full scale

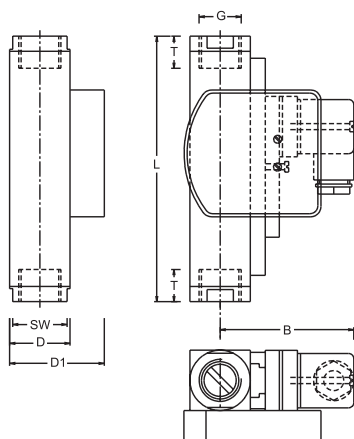
Measuring Ranges

Type	Flow ranges for H ₂ O at 20 °C ⁽¹⁾		
	[l/min]	[gph]	[gpm]
DUM/A-4	0,2 - 4	3,0 - 63,5	
DUM/A-5	0,6 - 5	9,5 - 79,0	
DUM/A-8	0,5 - 8	8,0 - 127,0	
DUM/A-14	1 - 14	15,0 - 222,0	
DUM/A-28	1 - 28	15,0 - 445,0	
DUM/A-40	2 - 40	30,0 - 635,0	
DUM/A-55	4 - 55	60,0 - 870,0	
DUM/A-70	1 - 70		0,3 - 18,5
DUM/A-90	8 - 90		2,1 - 23,8
DUM/A-110	5 - 110		1,3 - 29,0
DUM/A-150	10 - 150		2,6 - 39,5
DUM/A-220	35 - 220		9,0 - 58,0
DUM/A-250	35 - 250		9,0 - 66,0

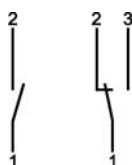
⁽¹⁾ The specified data are switch-off points, other switch ranges on request.



Mechanical drawing



Connection diagram



Summary of types

Type:	Overall dimensions [mm]								Weight approx. [g]
	SW	D	D1	B	G	DN	T	L	
DUM/A-4					1/4"	8			
DUM/A-5					3/8"	10	14	131	900
DUM/A-8	27	30	47	71	1/2"	15	14	146	950
DUM/A-14					3/4"	20	16	174	
DUM/A-28					1"	25	19	156	1150
DUM/A-40	50	50	57	76	1 1/4"	32	21	200	2800
DUM/A-55	50	50	67	81	1 1/4"	32	21	200	3050
DUM/A-70	60	60	77	82	1 1/2"	40	24	200	3850

Electrical Data

Change over 250V • 1,5A • 50VA ⁽²⁾

Normally open 250V • 3A • 100VA

ATEX II 2 G Ex mb II T6 & ATEX II 2 D Ex tD A21 IP67 T80 °C

ATEX II 2 G Ex mb II T5 & ATEX II 2 D Ex tD A21 IP67 T100 °C

Change over 250V • 1A • 30VA

Normally open 250V • 2A • 60VA

Change over M 12x1 (-20 °C - 85 °C) 250V • 1,5A • 50VA ⁽²⁾

Normally open M 12x1 (-20 °C - 85 °C) 250V • 3A • 100VA

Change over SPS 250V • 1A • 60VA

Ingress Protection:

IP65: plug connection DIN 43650 Form A

IP67: 1 m sealed in cable, (with EEx-version 2 m)

or plug connection M 12x1

Output Signal

The contact opens / changes when the flow decreases below the set point.

Power supply

Not required (potentialfree reed contacts)

Plug types

Other plug types or cable lengths on request

⁽²⁾ Minimum load 3 VA

Material

Brass version

Wetted parts:

Spring: 1.4571

Gaskets: NBR

(optional FKM, EPDM) ⁽³⁾

Threaded rings:

DUM/A-70, -90, -110 (only 1") Brass

DUM/A-150, -220, -250

Centering washer:

DUM/A-70, DUM/A-90, DUM/A-110 Brass nickel-plated

Indicator: Makrolon / Brass nickel-plated

All other wetted parts: Brass nickel-plated

Stainless steel version

Wetted parts:

Spring: 1.4571

Gaskets: FKM

(optional NBR, EPDM) ⁽³⁾

Threaded rings:

DUM/A-70, -90, -110 (only 1") 1.4571

DUM/A-150, -220, -250

Centering washer:

DUM/A-70, DUM/A-90, DUM/A-110 1.4571

Indicator: Makrolon / Brass nickel-plated

All other wetted parts: 1.4571

³⁾ Other gasket materials on request



TR Automatyka Sp. z o. o.
ul. Lechicka 14 ; 02-156 Warszawa

Tel. (+48 022) 886 10 16

Fax. (+48 022) 846 50 37

www.trautomatyka.pl

biuro@trautomatyka.pl