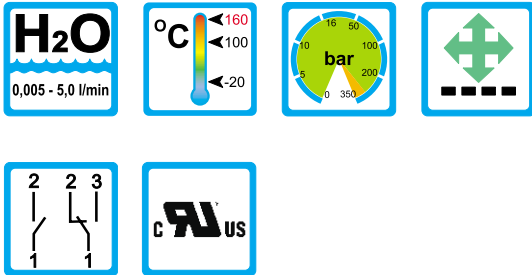


Flow Monitor



RVM/U-4



Range of Application

Operation

- Float measuring principle

Application

- Mechanical engineering
- Medicine technology
- Pharma industry
- Chemical industry
- Research and development
- Cooling systems and cooling circuits

Features

- Universal orientation
- High reliability
- High switch accuracy
- Infinitely variable switchpoint adjustment through user
- High pressure resistance
- Threaded connection, special threads on request

Installation hints

- The operating instructions for RVM/U must be observed!
- Download: www.meister-flow.com

Operating Data

Operating pressure max.	300 bar (Brass) 350 bar (Stainless Steel)
Pressure drop	0,02 - 0,2 bar
Maximum temperature	100 °C (optional 160 °C)
Accuracy	±10 % of full scale

Measuring Ranges

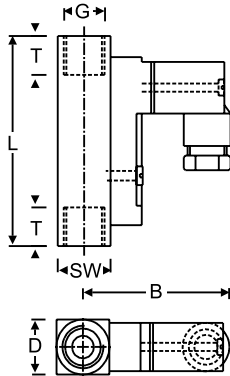
Type	Flow ranges for H ₂ O at 20 °C ⁽¹⁾		
	[l/min]	[gph]	[gpm]
RVM/U-4/01	0,005 - 0,06	0,08 - 0,95	
RVM/U-4/02	0,04 - 0,13	0,65 - 2,05	
RVM/U-4/06	0,1 - 0,6	1,6 - 9,5	
RVM/U-4/1	0,2 - 1,2	3,0 - 19,0	
RVM/U-4/2	0,4 - 2	6,5 - 31,5	
RVM/U-4/3	0,5 - 3	8,0 - 48,0	
RVM/U-4/5	1 - 5	16,0 - 80,0	

⁽¹⁾ The specified data are switch-off points, other switch ranges on request.

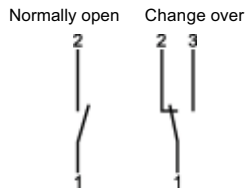


Technical Data

Mechanical drawing



Connection diagram



Summary of types

Type:	Overall dimensions [mm]							Weight (approx.) [g]
	SW	D	B	G	DN	T	L	
RVM/U-4/01								
RVM/U-4/02								
RVM/U-4/06								
RVM/U-4/1	17	17	47	1/4"	8	10	65	140
RVM/U-4/2								
RVM/U-4/3								
RVM/U-4/5								

Electrical Data

Change over ⁽²⁾ 200V • 1A • 20VA

Normally open 200V • 1A • 20VA

Change over M 12x1 (-20 °C - 85 °C) 125V • 1A • 20VA

Normally open M 12x1 (-20 °C - 85 °C) 125V • 1A • 20VA

Ingress Protection:

IP65: plug connection DIN 43650 Form C or plug connection M 12x1

IP67: 1 m sealed in cable

Output Signal

The contact opens / changes when the flow decreases below the set point.

Power supply

Not required (potentialfree reed contacts)

Plug types

Other plug types or cable lengths on request

⁽²⁾ Only with plug connection

Material

Brass version

Wetted parts:

Spring: 1.4571
Magnets: Hard ferrite
Housing: Brass nickel-plated

All other wetted parts

Brass

Stainless steel version

Wetted parts:

Spring: 1.4571
Magnets: Hard ferrite
Housing: 1.4571

All other wetted parts

1.4571

RVM/U-4 2 0009 06-09 E M



TR Automatyka Sp. z o. o.
ul. Lechicka 14 ; 02-156 Warszawa

Tel. (+48 022) 886 10 16
Fax. (+48 022) 846 50 37

www.trautomatyka.pl
biuro@trautomatyka.pl